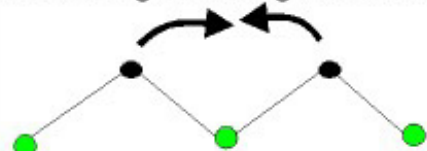


FANFOLD the FAN PALM

1 Color

2 Cut on solid line

3 Fold on all the long black dashed lines and bring two long black dashed lines together




Pinch along green dash line from back

4 Pinch the short green lines along the backside of the paper

5 Glue craft stick to back

6. + you may tape stick to back until glue dries.

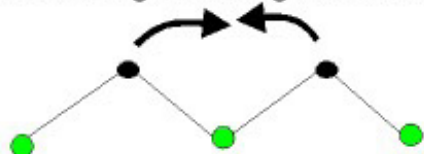


FANFOLD the FAN PALM

1 Color

2 Cut on solid line

3 Fold on all the long black dashed lines
and bring two long black dashed lines together



Pinch along green
dash line from back

4 Pinch the short green lines
along the backside of the paper

5 Glue craft stick to back

6. + you may tape stick to back
until glue dries.

